

GigE Vision Camera Board-Level Models

Board-level models are now included in the GigE Vision camera series.

C-mount board-level models are available.

Please contact us if you would like to customize any models, including S-mount models and remote head models.

NEW



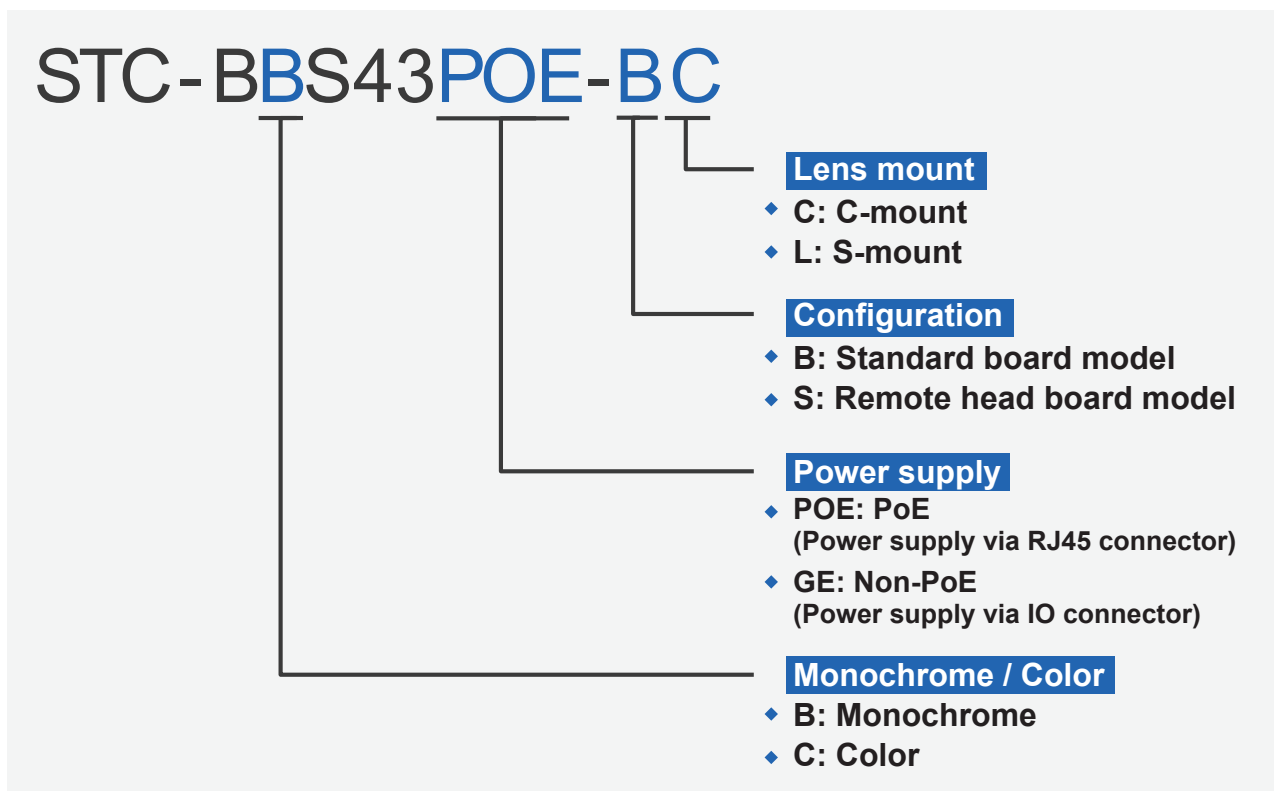
GigE[®]
VISION

- Available from 0.4M to 20M
- Supported GigE Vision 2.1
- Easy to install into limited space
- Contact us for customize models
(Lens mount and remote head model)

Selectable configuration for application

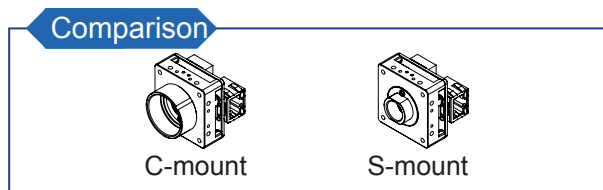
Model No.

Many configurations are available. Please contact our sales representative with requiring configuration.



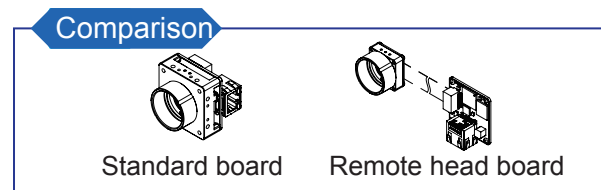
Lens mount

C-mount and S-mount models are available.
 * Please contact us for S-mount models.
 * S-mount model not available for 5M, 12M and 12M.



Configuration

Standard and remote head board models are available.
 * Please contact us for remote head board models.



Monochrome / Color

Monochrome and color models are available.

Power supply

PoE and external power supply models are available.
 PoE: Power supply via RJ45 connector
 * It is necessary to use with PoE supported NIC or switching hub.
 GE: Power supply via IO connector
 * It is necessary to use with IO cable.

Dimensions

Please check camera specifications or contact our sales representatives for more details.

C-mount standard board models

Models

- STC-BBS□□POE-BC
- STC-BCS□□POE-BC
- STC-BBS□□GE-BC
- STC-BCS□□GE-BC

S-mount standard board models

Models

- STC-BBS□□POE-BL
- STC-BCS□□POE-BL
- STC-BBS□□GE-BL
- STC-BCS□□GE-BL

C-mount remote head board models

Models

- STC-BBS□□POE-SC
- STC-BCS□□POE-SC
- STC-BBS□□GE-SC
- STC-BCS□□GE-SC

S-mount remote head board models

Models

- STC-BBS□□POE-SL
- STC-BCS□□POE-SL
- STC-BBS□□GE-SL
- STC-BCS□□GE-SL

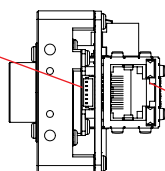


Model No. List

Model No.	Resolution	Color / Monochrome	Frame rate	Effective pixels	Sensor size	Lens mount	Image sensor	Notes
STC- BBS43POE-BC	0.4M	Monochrome	282.8fps	720x540	1/2.9"	C mount	IMX287	Support POE, Global shutter
STC- BCS43POE-BC		Color						
STC- BBS163POE-BC	1.6M	Monochrome	70.7 fps	1400x1088	1/2.9"	C mount	IMX273	Support POE, Global shutter
STC- BCS163POE-BC		Color						
STC- BBS202POE-BC	2M	Monochrome	54.6 fps	1624 x1240	1/1.7"	C mount	IMX430	Support POE, Global shutter
STC- BCS202POE-BC		Color						
STC- BBS312POE-BC	3.2M	Monochrome	34.9 fps	2048 x1536	1/1.8"	C mount	IMX265	Support POE, Global shutter
STC- BCS312POE-BC		Color						
STC- BBS500POE-BC	5M	Monochrome	21.9 fps	2448x2048	2/3"	C mount	IMX264	Support POE, Global shutter
STC- BCS500POE-BC		Color						
STC- BBS213POE-BC	2.1M	Monochrome	53.0 fps	1920 x1080	1/2.8"	C mount	IMX291	Support POE, Rolling shutter
STC- BCS213POE-BC		Color					IMX462	
STC- BCS213POE-BC-NIR		Color NIR						
STC- BBS1242POE-BC	12M	Monochrome	9.2fps	4000 x3000	1/1.7"	C mount	IMX226	Support POE, Rolling shutter
STC- BCS1242POE-BC		Color						
STC- BBS2041POE-BC	20.4M	Monochrome	5.5fps	5472 x3648	1/2"	C mount	IMX183	Support POE, Rolling shutter
STC- BCS2041POE-BC		Color						

IO connector (External power / IO signals)

IO connector



RJ45 connector

* For GE models (non-POE), IO connector is Power/IO connector.

* It is necessary to prepare connector that attached to IO connector.
connector for wireharness: SHR-06V (JST)
(SM06-RSS (JST) on camera)

POE Models

No.	Signal Name	IN/OUT	Voltage
1	N/A	-	-
2	Opt-isolated in (Line0)	IN	Low: smaller than +1.0 V High: +3.0 to +26.4 V * Potential difference between "Opto-isolated in" and "Signal GND"
3	Opt-isolated out (Line1)	OUT	+3.0 to +26.4 V / Open Collector
4	Opt-isolated out (Line2)	OUT	+3.0 to +26.4 V / Open Collector
5	Opt-isolated out (Line3)	OUT	+3.0 to +26.4 V / Open Collector
6	Signal GND	IN	0 V

GE Models (Non-POE)

No.	Signal Name	IN/OUT	Voltage
1	Power in	IN	+10.8 to +26.4 Vdc
2	Opt-isolated in (Line0)	IN	Low: smaller than +1.0 V High: +3.0 to +26.4 V * Potential difference between "Opto-isolated in" and "Signal GND"
3	Opt-isolated out (Line1)	OUT	+3.0 to +26.4 V / Open Collector
4	Opt-isolated out (Line2)	OUT	+3.0 to +26.4 V / Open Collector
5	Opt-isolated out (Line3)	OUT	+3.0 to +26.4 V / Open Collector
6	Signal GND / Power GND	IN	0 V

Accessories

Screw-fastened GigE Cables

Model No.	Notes
FJ-VSG 3M	3m, screw-fastened at camera side, Robot cable
FJ-VSG 5M	5m, screw-fastened at camera side, Robot cable
FJ-VSG 10M	10m, screw-fastened at camera side, Robot cable
FJ-VSG 20M	20m, screw-fastened at camera side, Robot cable
FJ-VSG 40M	40m, screw-fastened at camera side, Robot cable

* Accessories are saling separately.

* GigE Vision is trademark of AIA (Automated Imaging Association).

* Other company names and product names in this document are trademark of their respective owners.

Distributor

2021.06

* Specifications are subject to change without notice.